

SENTRY Modular Lubricators

L10 Models Port Sizes: 1/8, 1/4; Tube Fittings



Model Shown: L10-2

- ◆ Modular assembly and mounting.
- ◆ Threaded ports or quick-connect fittings for tubing up to 10 mm in diameter.
- ◆ Wick-feed design.
- ◆ NPTF port threads; optional BSPP threads.

SPECIFICATIONS

Ambient/Media Temperature:

40° to 125°F (4° to 52°C).

Body: Acetal.

Bowl: 2-Ounce (60-ml) capacity polycarbonate plastic; optional aluminum bowl.

Fluid Media: Compressed air.

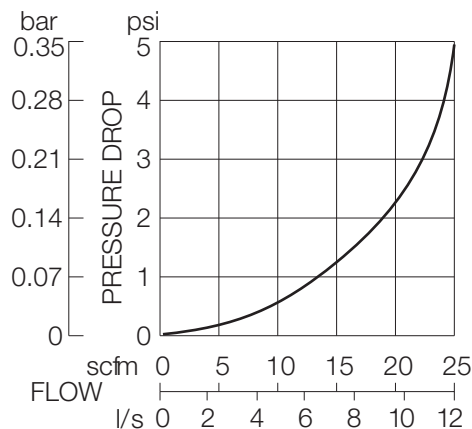
Inlet Pressure: 150 psig (10 bar) maximum.

Oil Adjustment: External, no shutoff.

Seals: Nitrile.

FLOW CHART

Inlet Pressure: 100 psig (7 bar)

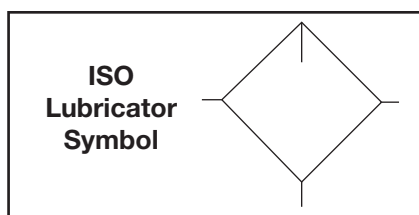
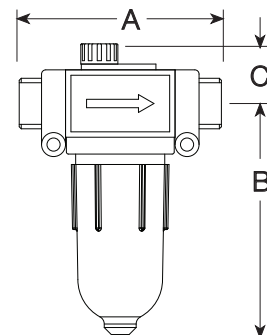


Minimum Flow: 1 scfm (0.47 l/s)

DIMENSIONS inches (mm)

Ports	A	B †	C	Depth	Weight lb (kg)
No Port	1.7 (43)	3.6 (91)	0.9 (22)	1.8 (45)	0.17 (0.08)
1/8, 1/4	3.0 (76)	3.6 (91)	0.9 (22)	1.8 (45)	0.37 (0.17)
Models below have quick-connect fittings for tubing.					
1/4	3.4 (86)	3.6 (91)	0.9 (22)	1.8 (45)	0.37 (0.17)
3/8	3.9 (99)	3.6 (91)	0.9 (22)	1.8 (45)	0.37 (0.17)
4 mm	3.4 (86)	3.6 (91)	0.9 (22)	1.8 (45)	0.37 (0.17)
6 mm	3.4 (86)	3.6 (91)	0.9 (22)	1.8 (45)	0.37 (0.17)
8 mm	3.4 (86)	3.6 (91)	0.9 (22)	1.8 (45)	0.37 (0.17)
10 mm	3.9 (99)	3.6 (91)	0.9 (22)	1.8 (45)	0.37 (0.17)

† Dimension is for plastic bowl; metal bowl is 3.8 (97).



ORDERING INFORMATION

Change the letters in the sample model number below to specify the lubricator you want.

L10 P - 2 X Y W

BOWL TYPE

Plastic L10
Metal..... BL10

MOUNTING HOLE LOCATION

Bottom mount (Standard) Leave Blank
Top mount P

INLET PORT SIZE

No Inlet and Outlet Ports. .. Leave blank

Threaded:

1/8 NPTF 1
1/4 NPTF 2

Fittings for Tubing:

1/4 04
3/8 06
4 mm M4
6 mm M6
8 mm M8
10 mm M10

PORT TYPE

As specified in **INLET PORT**... Leave Blank
BSPP threads on both ports..... W

OPTIONS

None Leave Blank
Quick-fill Q-cap..... Q

OUTLET PORT SIZE

Same as inlet port Leave Blank

Threaded:

1/8 NPTF 1
1/4 NPTF 2

Fittings for Tubing:

1/4 04
3/8 06
4 mm M4
6 mm M6
8 mm M8
10 mm M10