

The MAC 57 series is a 3-way balanced spool valve piloted by our 200 series (which means this large 3-way valve can also be ordered with the 200 series hazardous location version as a pilot - giving it the same standard). This is an extremely versatile valve: **1:** It can be converted for use in vacuum. **2:** It can be changed from a normally closed function to a normally open function by simply rotating a function plate between the pilot and main valve bodies. **3:** It can also be converted to a remote air operated valve by removing the solenoid pilot assembly - just to name a few. For more information regarding certifications (such as UL, CSA, RoHS and CE) please ask our team at Mac Valves Pacific.

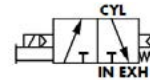
Stock Part Number: 57D-16-252JC

Function	Port size	Flow (Max)	Pressure Range	Individual Mounting
3/2 & 2/2 NO-NC	1/2"-3/4"-1"	174 Cv	Ext. Vac. to 150PSI Int. 25 to 150PSI	Inline

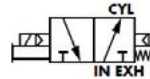
OPERATIONAL BENEFITS

- Balanced spool, immune to variations of pressure.
- Short stroke with high flow.
- Large spool area provides maximum shifting forces.
- Checked accumulator guarantees maximum pilot pressure.
- Powerful return force thanks to the combination of mechanical and air springs.
- Bonded spool with minimum friction, shifting in a glass-like finished bore.
- Wiping effect eliminates sticking.
- Pilot valve with balanced poppet, high flow, short and consistent response times.

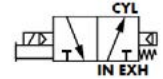
N.C.Pilot - N.C. Spool



N.O.Pilot - N.C. Spool



N.C.Pilot - N.O. Spool



57 SERIES

57 SERIES

57 D - $\begin{matrix} X & X & - & XX & X & XX \\ T & T & & T & T & T \\ 1 & 2 & & 3 & 4 & 5 \end{matrix}$

1 - Valve Function

- 1 Internal Pilot, N.C. Pilot, N.C. Main Spool
- 2 Internal Pilot, N.O. Pilot, N.C. Main Spool
- 3 External Pilot, N.C. Pilot, N.C. Main Spool
- 4 External Pilot, N.O. Pilot, N.C. Main Spool
- 5 Remote Air Pilot Operated, N.C. Main Spool
- 6 Internal Pilot, N.C. Pilot, N.O. Main Spool
- 7 External Pilot, N.C. Pilot, N.O. Main Spool
- 8 Remote Air Pilot, N.O. Main Spool

2 - Port Size

- 4 1/2" BSPP
- 5 3/4" BSPP
- 6 1" BSPP

3 - Voltage

AC Voltage	DC Voltage
11 120/60, 110/50	50 24VDC (6W)
22 24/50-60	55 12VDC (6W)
25 240/50	60 12VDC (8.5)
	61 24VDC (8.5)

4 - Manual Operator Indicator Lights

- | | |
|--------------------|-------------------------------|
| 0 No Operator | 1 Non-Locking Recessed (Std.) |
| 2 Locking Recessed | 3 Non-Locking Extended |
| 4 Locking Extended | |

5 - Enclosure

- | | |
|--------------------------|-----------------------------------|
| BA Grommet | CC Conduit 1/2" NPT |
| EA Hazardous Location** | BA Grommet |
| CA Conduit 1/2" NPS | CC Conduit 1/2" NPT (CSA Threads) |
| JA Square Din - No Light | JC Square Din with Light |
| JJ No Plug | |

** - Hazardous Location enclosure supplied with no operator only ("0").
DC not available below 6 watts.

57 SERIES - Remote Air Pilot Operated Models

57 D - $\begin{matrix} X & X & - & RA \\ T & T & & \\ 1 & 2 & & \end{matrix}$

1 - Function

- 5 Normally Closed
- 8 Normally Open

2 - Port Size

- 4 1/2" BSPP
- 5 3/4" BSPP
- 6 1" BSPP

For "External Pilot", substitute "RA" for "RE" in part number

Accessories

- | | |
|---------|------------------------|
| R-59003 | Remote Air Pilot Block |
|---------|------------------------|

Pilot Valve

- | | |
|----------------|-----------------------|
| 250B - XX X XX | (200 Series) Standard |
| 130B - XX X XX | (100 Series) Optional |